

VOORBURG 2003



PASSENGER AIR TRANSPORT



Producer Price Index for Services

Josef Auer – Statistics Austria

Presentation

Air Transport Services in Austria

- classification
- size and structure of sector


➤ **Alternatives for business travellers**

- Non-scheduled Air Transport

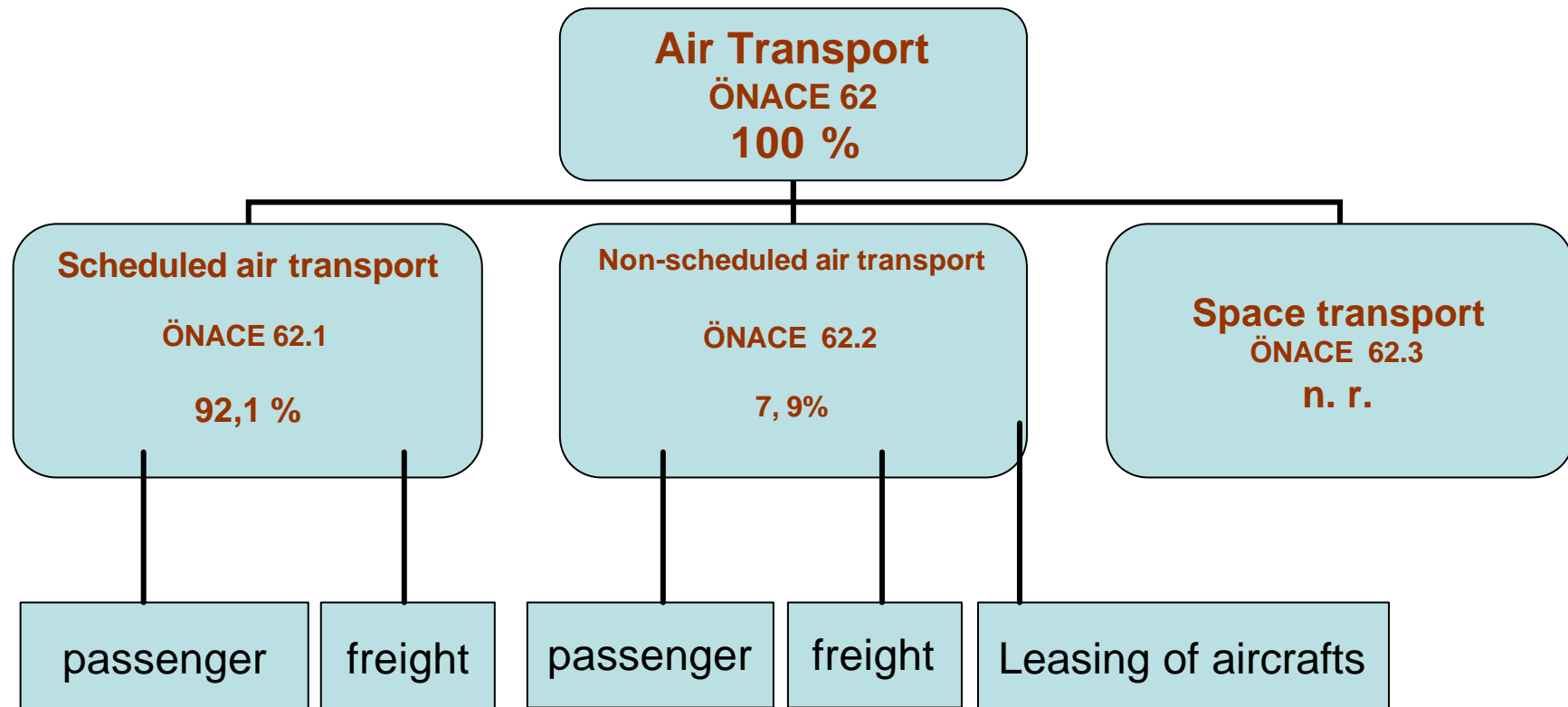
➤ **Sampling Strategies**

- Sampling of ticket types
- Sampling of destinations

➤ **Next steps**



Sector air transport




Major players



Business Performance	Austrian Airline Group	Air Alps	Welcome Air	Styrian Airways
Share on turnover 2001	98,90 %	1,08 %	0,03 %	N.A
Personnel	7.358	190	N.A.	75
Aircrafts	87	7	3	3
Destination	All geographical segments	Austria, Germany, Other Western Europe, Southern and South-Eastern Europe	Austria, Germany, Other Western Europe, Southern and South-Eastern Europe	Austria, Germany


Passenger air transport: price determining factors



➤ **Ticket category**


➤ **Destination**

Ticket types



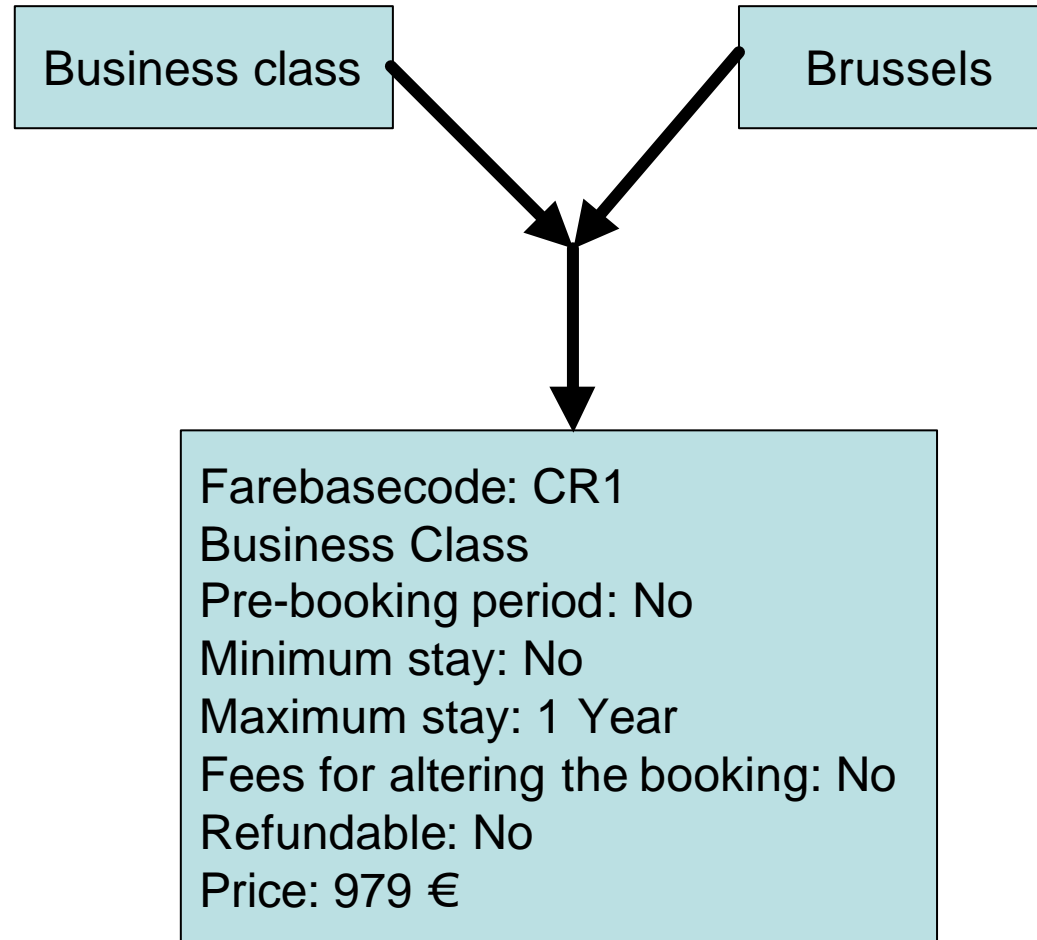

- **Business Class**
- **Business Class Special**
- **Economy Class**
- **Economy Class Special**
- **Weekender**

Major business destinations



Domestic	Europe	Long-haul flights
Innsbruck	London Paris Frankfurt Munich Berlin Düsseldorf Zurich Brussels Amsterdam Milan Rome Warsaw	New York Moscow

Sampling: Combination of ticket and destination



Next steps

- **Clear distinction business travellers - "tourists"**
- **Collect prices and install survey routine**
- **Derivation of weighting scheme for ticket types and destinations**
- **Non-scheduled passenger air transport and freight air transport: preparatory work**
- **Compilation of sub-indizes and joint index for total air transport services**
- **Ensure regular co-operation of selected enterprises**

